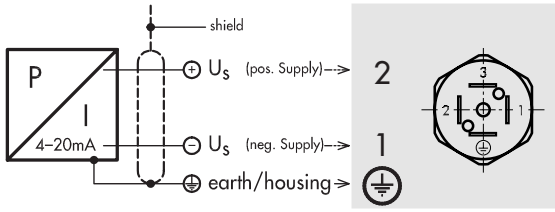


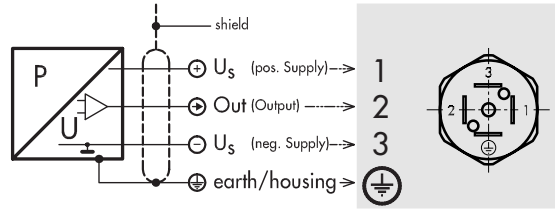
Electrical Connections

for: Adapter Cables
to: Sensor Communicator SC



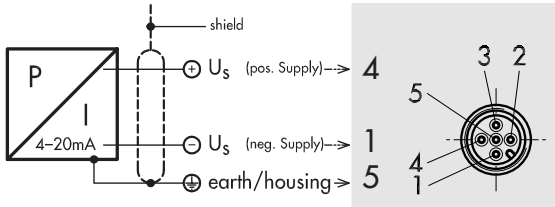
SC01A

NAT (8251)/NAH (8253)/NAE (8255)/NSL (8257)



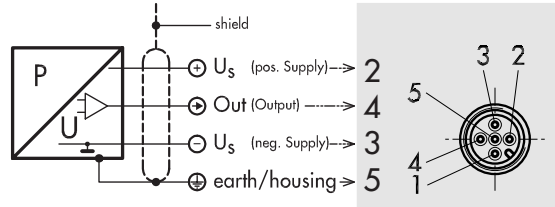
SC01V/SC01R

NAT (8251)/NAH (8253)/NAE (8255)/NSL (8257)



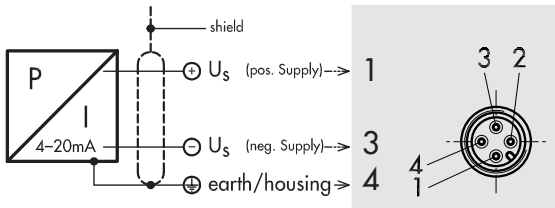
SC35A

NAT (8251)/NAH (8253)/NAE (8255)/NSL (8257)



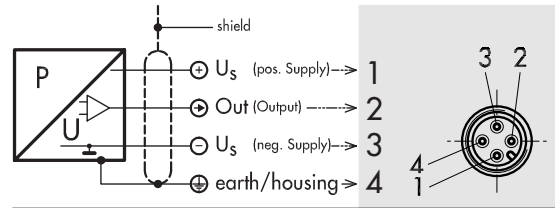
SC35V/SC35R

NAT (8251)/NAH (8253)/NAE (8255)/NSL (8257)



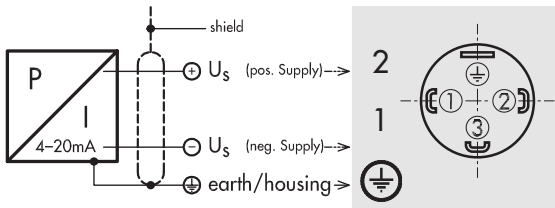
SC32A

NAT (8251)/NAH (8253)/NAE (8255)/NSL (8257)



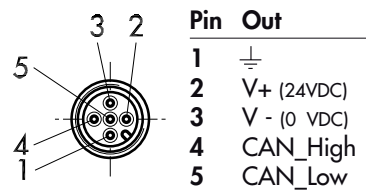
SC32V/SC32R

NAT (8251)/NAH (8253)/NAE (8255)/NSL (8257)



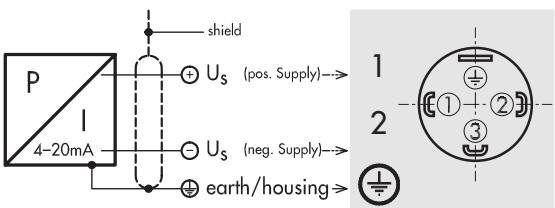
SC04A

EPR (8293)/EPN (8298)/NPN (8264)



SC35CAN

COP (8864)/CMP (8270)



SC04A92

EPR (8293)/EPN (8298)/NPN (8264)

Note: All scheme and pin-No are related to the male connectors mounted on PRESSURE TRANSMITTERS