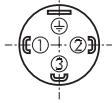


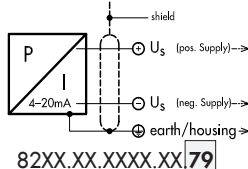

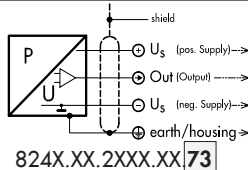



Elektrischer Anschluss / Raccordement électrique / Electrical connection

Schutzart / Protection ¹⁾	IP65 ¹⁾	IP68 ¹⁾	IP69K ¹⁾
Tauchtiefe Profondeur d'immersion Immersion depth	-	1.5m	-
Ausführung Exécution Execution	DIN 43650-A 04	Cable 08	DIN 72585 Code 1 25
Ausgangssignal Signal de sortie Output		Abschirmung écran / shield 	
 82XX.XX.XXXX.XX 79	824X 828X 2 1 1 2 	brown black yellow/green blue: not conn.	1 4 3
 824X.XX.2XXX.XX 73	1 2 3 	brown blue black yellow/green	1 2 4 3

¹⁾ nur mit vorschriftsmässig montierter Kabelfdose gültig
valable seulement avec fiche femelle montée selon instructions
provided with female connector is mounted according to instructions

Output 4 ... 20 mA	Load resistance (U _{Supply} -9V)/20mA	I _{SUPPLY}	U _{SUPPLY} 9...32 VDC	79
0.5 ... 4.5 V DC ratiometrisch ratiométrique ratiometric	≥5.0 kΩ	≤10 mA	5 VDC (± 0.25 V)	73

Anziehdrehmoment Druckanschluss/ Couple de serrage raccord de pression / Torque moment pressure connection

max. 25Nm

Betriebstemperatur / Température de service / Operating temperature

SPT: -25°C...+85°C
EPT: -25°C...+100°C / Option: -40...125°C

Medientemperatur / Température du fluide / media temperature

SPT: -25°C...+85°C
EPT: -25°C...+100°C / Option: -40...125°C

Lagertemperatur / Température de stockage / Storage temperature

SPT & EPT: -40°C ... +125°C

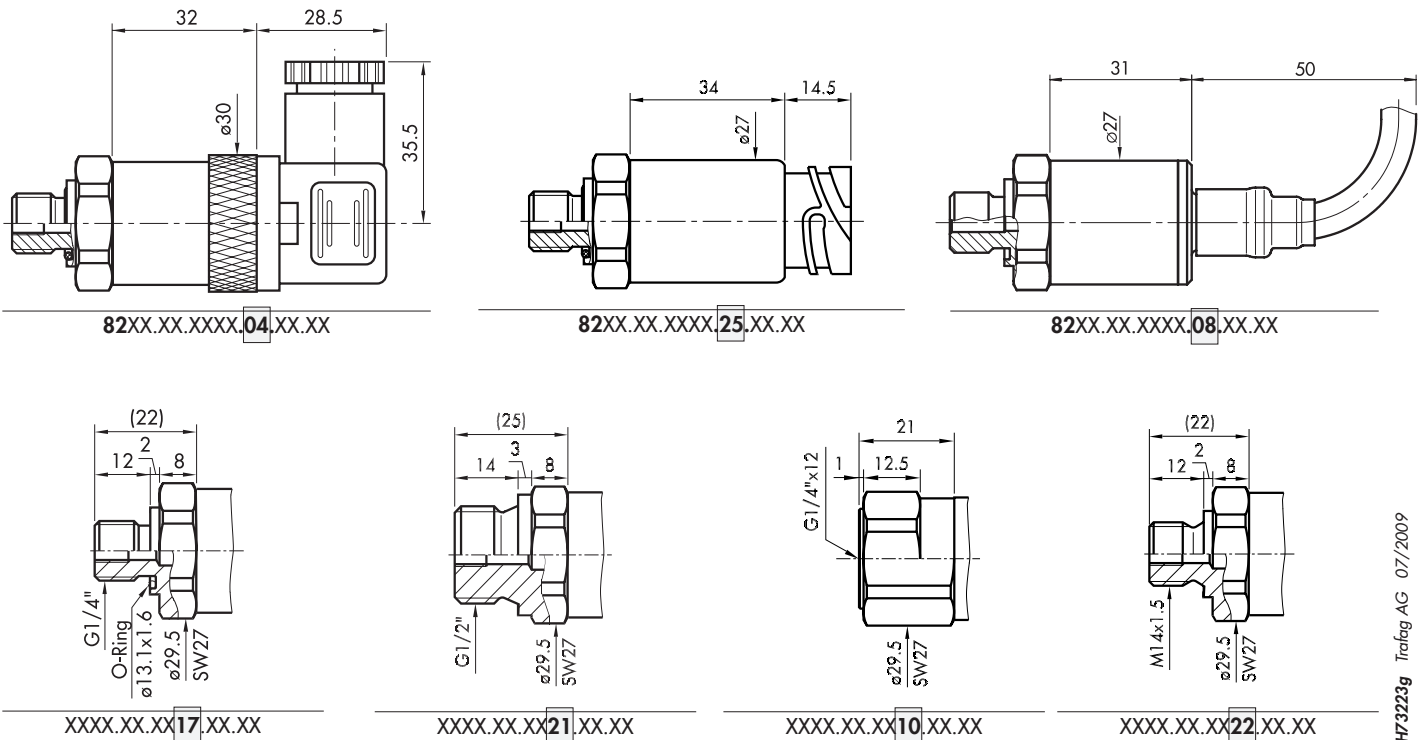
Ableichtempertur / Température de calibrage / Calibration Temperature

SPT: 25°C / EPT: 60°C



Bereich	0 ... 2.5	Überdruck	max.	6
Plage	0 ... 4.0	Surpression		10
Range	0 ... 6.0	Over pressure		15
	0 ... 10.0			20
[bar]	0 ... 16.0	[bar]		32
	0 ... 25.0			80
	0 ... 40.0			80
	0 ... 60.0			200
	0 ... 100.0			200
	0 ... 160.0			500
	0 ... 250.0			500
	0 ... 400.0			800
	0 ... 600.0			1000

Massbilder / Cotes d'encombrement / Dimensions



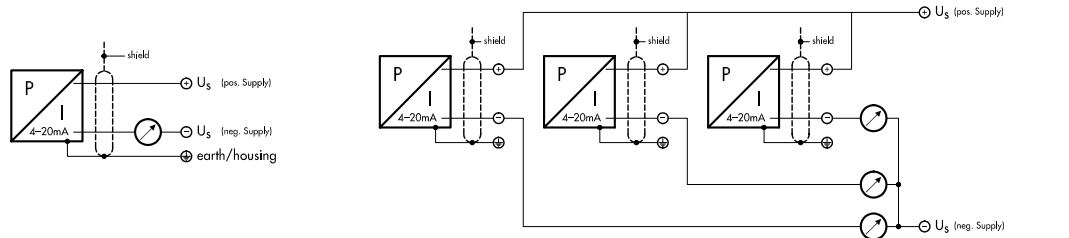
H73223g Trafag AG 07/2009

Anschluss von / Connectique de / Connection of

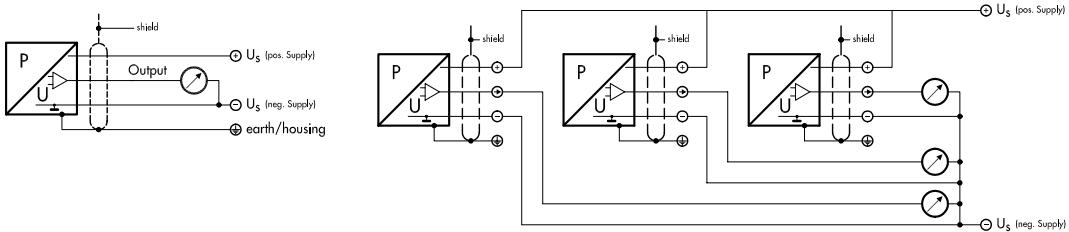
single arrangement

multiple arrangement

I-OUT 2-wires



U-OUT 3-wires



We reserve the right to make alterations as technical progress may warrant.