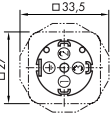

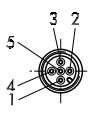
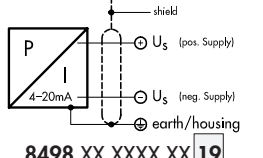
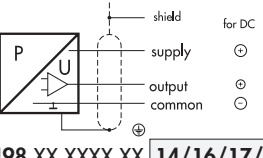


**Elektrischer Anschluss / Raccordement électrique / Electrical connection**

Schutzart / protection <sup>1)</sup>	IP65 <sup>1)</sup>	IP65	IP67 <sup>1)</sup>
Ausführung Exécution Execution	DIN 43650-A <b>04</b>	Cable <b>22</b>	M12x1 5-pol. <b>35</b>
Ausgangssignal Signal de sortie Output		Abschirmung écran / shield 	
 8498.XX.XXXX.XX <b>19</b>	2 1 ⊕	<b>92</b> 1 2 ⊕	white brown ⊕
 8498.XX.XXXX.XX <b>14/16/17/ 23/37/XX</b>	2 3 1 ⊕	white green brown ⊕	2 4 3 5

<sup>1)</sup> nur mit vorschriftsmässig montierter Kabeldose gültig  
valable seulement avec fiche femelle montée selon instructions  
provided female connector is mounted according to instructions

<b>U<sub>SUPPLY</sub></b>	9 ... 30 V DC
	10 ... 30 V DC
	15 ... 30 V DC
	12 ... 30 V DC
	5V DC ±0.25 V
	18 ... 30 V AC
<b>I<sub>SUPPLY</sub></b>	≤ 10 mA
	≤ 10 mA
	≤ 10 mA
	≤ 10 mA
	≤ 10 mA
<b>Load resistance</b> (U <sub>SUPPLY</sub> = 9V/20mA)	≥ 2.5 kΩ
	≥ 5.0 kΩ
	≥ 2.5 kΩ
	≥ 5.0 kΩ
	≥ 5.0 kΩ
	≥ 5.0 kΩ
<b>Output</b>	4 ... 20 mA
	0 ... 5 V DC
	0 ... 10 V DC
	1 ... 6 V DC
	0.5 ... 4.5 V DC ratiometric
	0 ... 10 V DC

**Anziehdrehmoment Druckanschluss / Couple de serrage raccord de pression / Torque moment pressure connection**

15...20Nm

**Betriebstemperatur / Température de service / Operating temperature**

U<sub>SUPPLY</sub> VDC: -25°C ... +85°C (-15...+185°F)  
U<sub>SUPPLY</sub> VAC: -10°C ... +70°C (+15...+160°F)

**Lagertemperatur / Température de stockage / Storage temperature**

-25°C ... +85°C (-15...+185°C)

**Medientemperatur / Température du fluide / Media temperature**

... 60 bar :-25°C ... +85°C (-15...+185°C)  
> 60 bar :-10°C ... +85°C (+15...+185°F)

**O-Ring (medienberührend) / Joint torique (contact. de médias) / O-Ring (media contacting)**

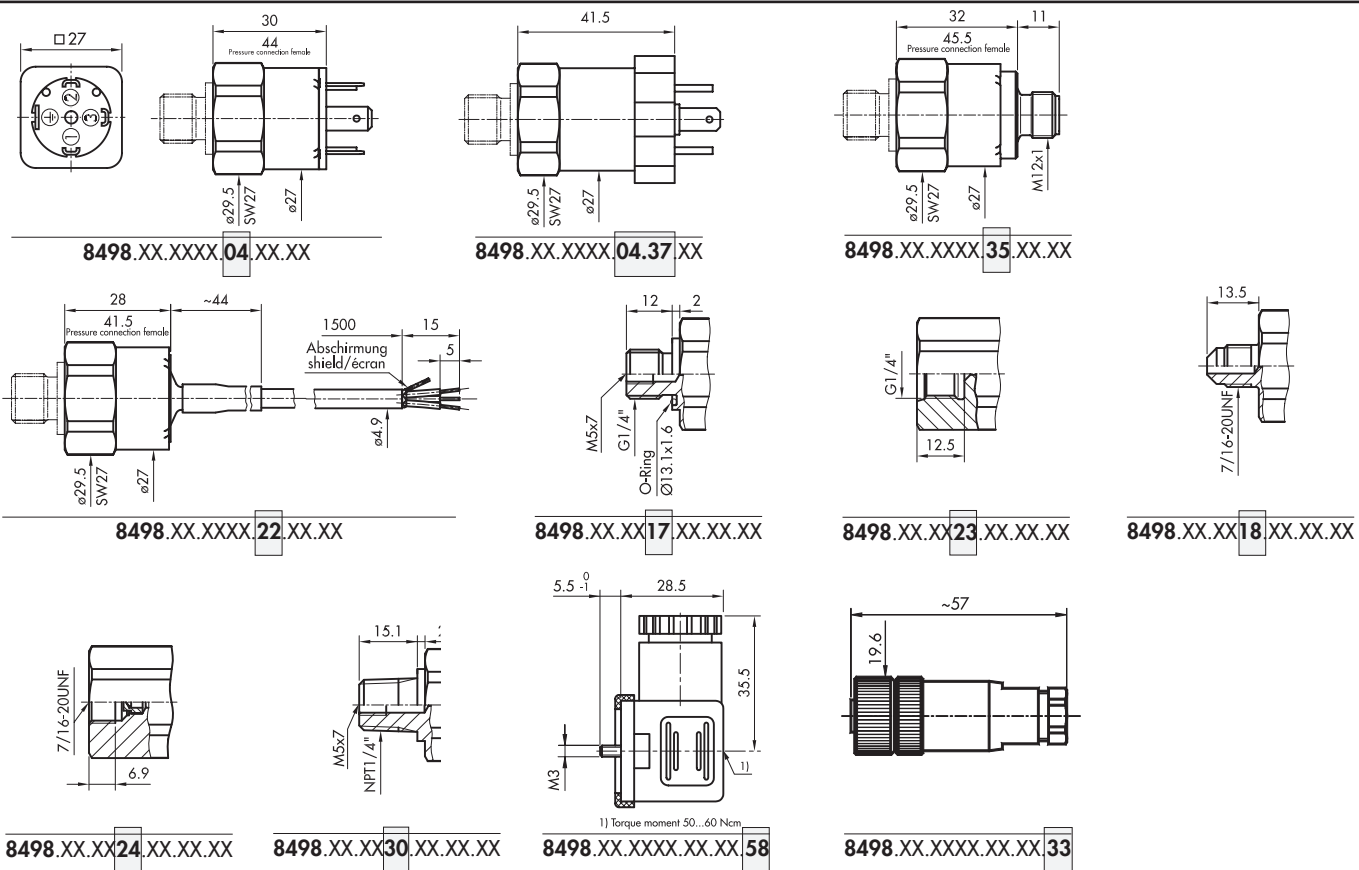
FKM Code ...XX.61  
CR ...XX.62  
EPDM ...XX.63



# Überdruck / Surpression / Overpressure

Nenndruck pression nominal nominal pressure		Überdruck Surpression Over pressure	
[bar]	[psi]	[bar]	[psi]
0...1.0	0...15	4	55
0...1.6	0...20	4	55
0...2.5	0...30	6	85
0...4.0	0...50	10	145
0...6.0	0...100	15	215
0...10	0...150	25	360
0...16	0...250	40	580
0...25	0...400	60	870
0...40	0...500	80	1160
0...60	0...1000	120	1740
0...100	0...1500	200	2900
0...160	0...2000	320	4640
0...250	0...3000	500	7250
-1...+9.0	-15...130	25	360
-1...+16.0	-15...250	40	580

## Massbilder/ Cotes d'encombrement / Dimensions



## Anschluss von / Connectique de / Connection of

