



HAUPTMERKMALE

- ◆ Fühler: Kolben
- ◆ Messbereich: 1...10 bis 60...600 bar
- ◆ Anwendung: Druckschalter

CARACTÈRES DISTINCTIFS

- ◆ Capteur: piston
- ◆ Plage de mesure: 1...10 à 60...600 bar
- ◆ Application: Interrupteur à pression

MAIN CHARACTERISTICS

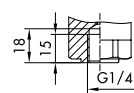
- ◆ Sensor: piston
- ◆ Measuring range: 1...10 to 60...600 bar
- ◆ Application: Pressure switch

**FÜR DRUCKSCHALTER / POUR INTERRUPTEUR À PRESSION / FOR PRESSURE SWITCH:
944, 945, 946, 947, 948, 953**

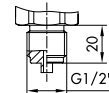


**Bereich
Plage
Range [bar]**

**Überdruck
Surpression
Overpressure [bar]**



G1/4"



G1/2"

innen
femelle
female

aussen
mâle
male

78	1.0... 10.0	100	A		700	702	
				B	701	703	
81	4.0... 40.0	200	A		704	706	
				B	705	707	
82	6.0... 60.0	200	A		708	710	
				B	709	711	
83	10.0... 100.0	200	A		712	714	
				B	713	715	
84	16.0... 160.0	400	A		722	724	
				B	723	725	
85	25.0... 250.0	400	A				
				B			
86	40.0... 400.0	1000	A				
				B			
87	60.0... 600.0	1000	A				
				B			

A Kolben: 1.4435
O-Ring: NBR
Servo-/Stepseal: PTFE

Piston: 1.4435
O-Ring: NBR
Servo-/Stepseal: PTFE

Piston: 1.4435
O-Ring: NBR
Servo-/Stepseal: PTFE

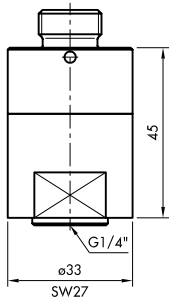
B Kolben: 1.4435
O-Ring: FKM
Servo-/Stepseal: PTFE

Piston: 1.4435
O-Ring: FKM
Servo-/Stepseal: PTFE

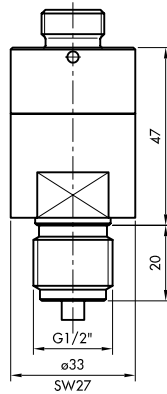
Piston: 1.4435
O-Ring: FKM
Servo-/Stepseal: PTFE

MASSBILDER / COTES D'ENCOMBREMENT / DIMENSIONS

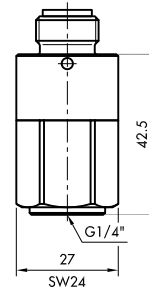
700, 701



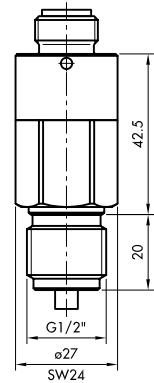
702, 703



704, 705, 708, 709, 712,
713, 722, 723



706, 707, 710, 711, 714,
715, 724, 725



Trafag entwickelt und produziert auch speziell auf Ihre Bedürfnisse zugeschnittene Produkte. Bitte fragen Sie uns an.
Trafag développe et fabrique des produits adaptés à vos besoins spécifiques en se basant sur votre cahier des charges. Contactez-nous s.v.p.
Trafag develops and manufactures customer-engineered products according to your specifications to meet your requirements. Please contact us.